

Step-by-Step Guide for Transferring and Installing **kidssafe.apk**. Parental Control App.

Installation Procedure for "Wintego Spy Kids Safe" App

Here's a simple, step-by-step guide on how to install the app on both the **parent's** phone and the **child's** phone using the same email and password.

Step 1: Transfer the **kidssafe.apk** File to Both Phones

You need to transfer the APK from the **parental control** folder to both the **child's** and **parent's phones**. Here are the transfer options:

Option 1: Using USB Cable Transfer (from PC)

1. Connect the **child's phone** and **parent's phone** to your computer using a **USB cable**.
 2. **Allow file transfer** on the phones when prompted.
 3. On the **computer**:
 - Open the folder where you saved the **parental control** folder (which contains the **kidssafe.apk** file).
 - Locate **kidssafe.apk**.
 4. Drag and drop the **kidssafe.apk** file into the **Downloads** folder of each phone.
-

Option 2: Using Bluetooth Transfer

1. Turn on **Bluetooth** on both the sending device (PC/phone) and receiving devices (parent's and child's phones).
2. Pair the devices via **Settings > Bluetooth > Pair New Device**.
3. On the **sending device**:
 - Open the **File Manager**.
 - Navigate to the **parental control** folder and locate **kidssafe.apk**.
 - Tap **Share via Bluetooth**.
4. On the **receiving phone**:
 - Accept the transfer request and wait for it to complete.

Option 3: Using File-Sharing Apps (like Xender, SHAREit, or Nearby Share)

1. Install **Xender**, **SHAREit**, or use the built-in **Nearby Share** feature on both devices.
2. On the **sender's phone/PC**:
 - Open the **file-sharing app**.
 - Tap **Send** and select **kidssafe.apk** from the **parental control** folder.
3. On the **receiving phone**:
 - Open the **file-sharing app** and tap **Receive**.
 - Accept the connection and wait for the transfer to complete.

Step 2: Enable Install from Unknown Sources

On both phones:

1. Open **Settings**.
2. Navigate to **Security** or **Privacy**.
3. Tap **Install Unknown Apps** or **Install from Unknown Sources**.
4. Enable **Allow from this source** for the **File Manager** or **Browser** (depending on how you'll open the APK).

Step 3: Install **kidssafe.apk**

1. Open the **File Manager** or **Downloads** folder on both phones.
2. Navigate to the **parental control** folder.
3. Tap on **kidssafe.apk** to begin the installation.
4. When prompted, tap **Install**.
5. Wait for the installation to finish.

Step 4: Open the App and Log In

1. Once installed, open the **KidsSafe** app.
 2. Enter your **email** and **password** (the one you created when purchasing the software).
 3. Tap **Log In**.
-

Step 5: Grant Permissions (on the Child's Phone)

The app will request various permissions:

- **Location Access:** Tap **Allow**.
 - **App Usage Access:** Enable this in the settings when prompted.
 - **Notification Access:** Allow this for full functionality.
-

Step 6: Pair and Link the Devices

1. On the **parent's phone**, confirm that the child's phone appears in the **linked devices** list.
 2. If it doesn't appear automatically:
 - Tap **Add Device** in the parent app.
 - Follow the instructions to link the child's device.
-

Final Step: Verify the Connection

- Open the app on the **parent's phone** to make sure you can view the child's phone activity.
- If everything is working well, you're all set!

Features of "KidsSafe" App:

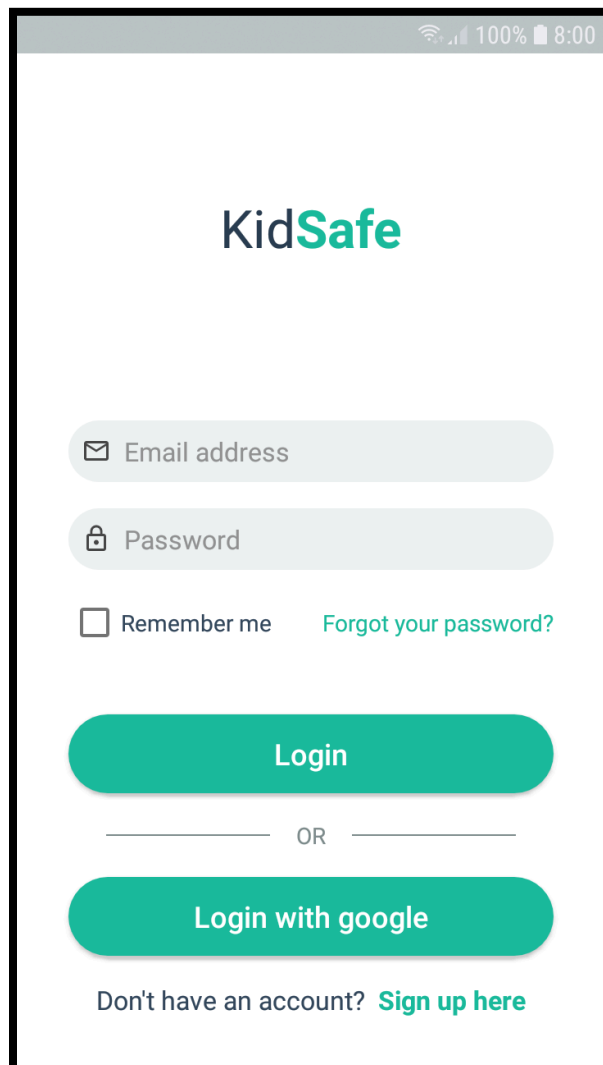
1. Remote Control:

- **What It Does:** Allows parents to control the child's device remotely.
- **Functionality:**
 - You can lock/unlock the child's phone remotely to manage screen time.
 - Helpful if the child needs to stay focused (for example, during homework or bedtime).

Features of "KidsSafe" App:

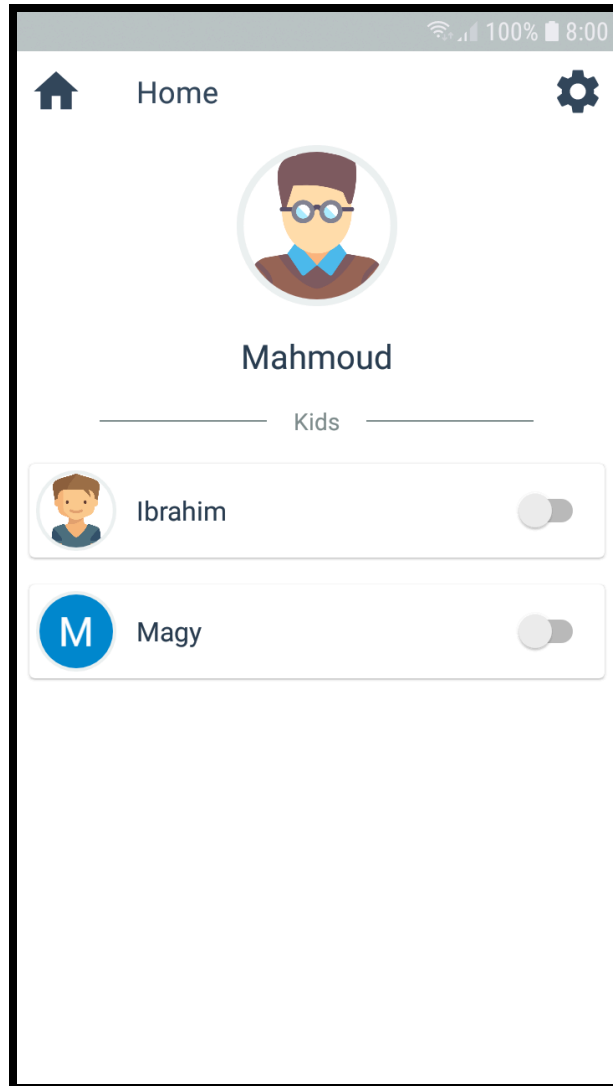
1. Remote Control:

- **What It Does:** Allows parents to control the child's device remotely.
- **Functionality:**
 - You can lock/unlock the child's phone remotely to manage screen time.
 - Helpful if the child needs to stay focused (for example, during homework or bedtime).



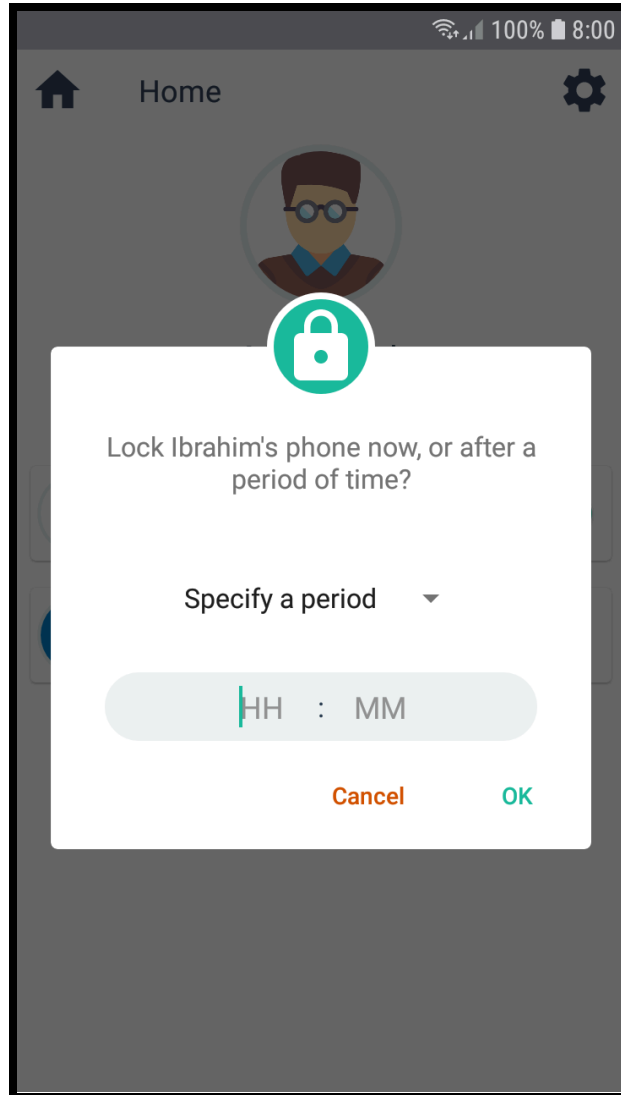
2. App Blocking:

- **What It Does:** Enables parents to block apps on the child's device.
- **Functionality:**
 - You can see a list of all installed apps and choose which ones to block.
 - Example: Block social media apps like Instagram and YouTube during study hours.
 - You can unblock the apps later when needed.



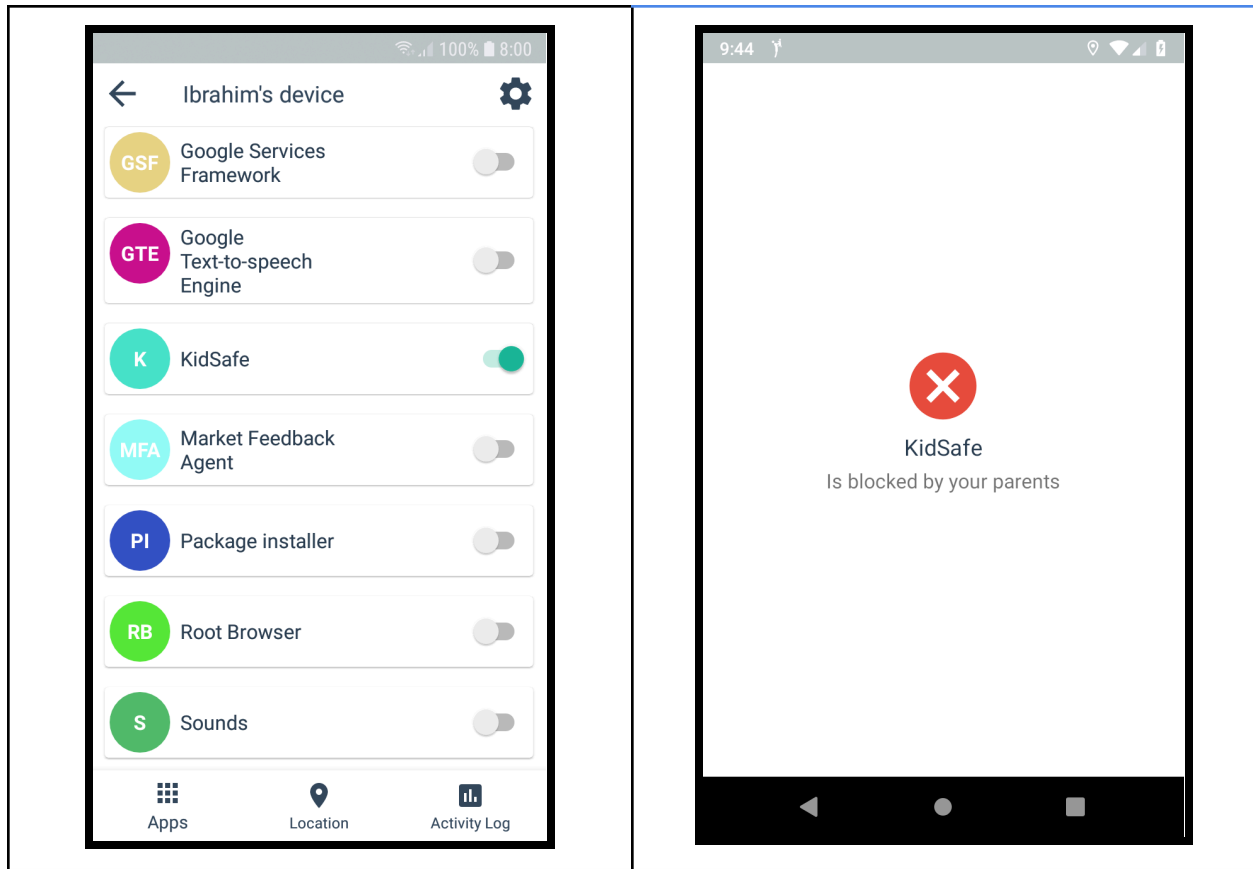
3. Screen Time Control:

- **What It Does:** Lets you set a schedule for when the child's phone is accessible.
- **Functionality:**
 - You can create daily or weekly schedules.
 - Set time intervals (e.g., 1 hour of usage after school or limit nighttime phone access).
 - Ensures healthy phone usage habits.



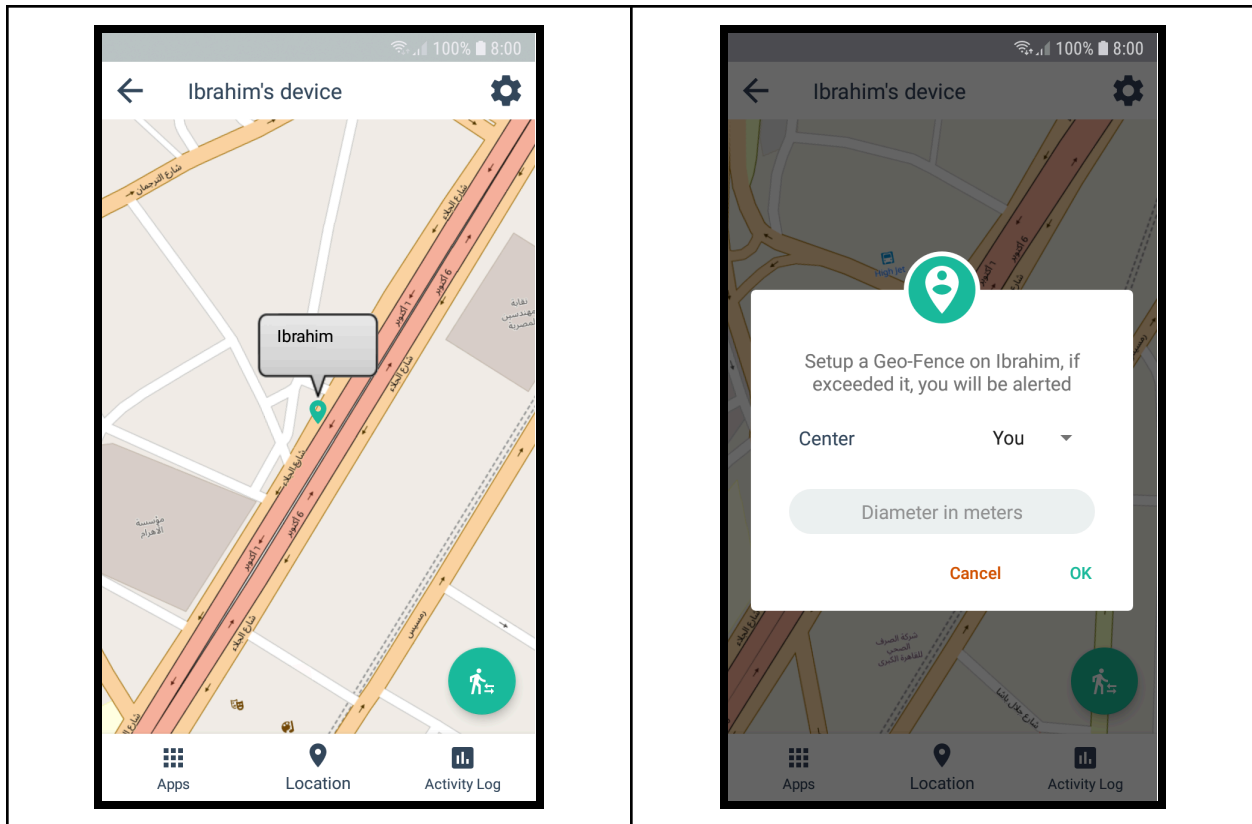
4. Device Lock & Unlock:

- **What It Does:** Gives you control to completely lock or unlock the child's phone at the push of a button.
- **Functionality:**
 - When locked, the child can only make emergency calls.
 - Useful for school hours or when the child needs to focus.



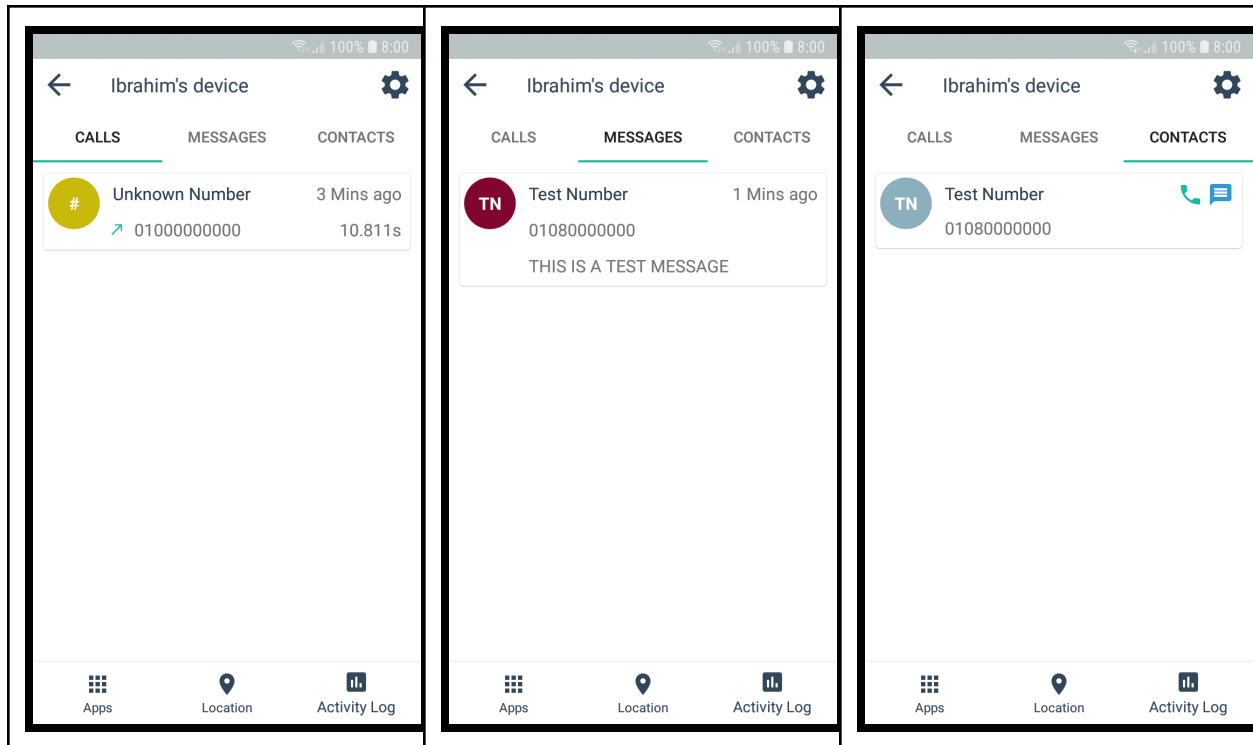
5. Location Tracking (Geo-Fencing):

- **What It Does:** Helps you track the location of your child's phone in real time.
- **Functionality:**
 - You can set up virtual boundaries (geo-fences).
 - Receive alerts when the child enters or leaves certain locations (like home or school).
 - Keeps you informed about their whereabouts for safety purposes.



6. Call, SMS, and Contacts Logs:

- **What It Does:** Lets parents monitor calls, SMS, and contact activity.
- **Functionality:**
 - You can see the list of calls made, received, or missed.
 - View SMS messages and identify unknown contacts.
 - Helps identify if your child is communicating with unsafe or unknown numbers.



Benefits of "KidsSafe" App:

- 1. Parental Control:**
Gives you full control over your child's phone to create a healthy digital environment.
- 2. Safety and Security:**
Tracks real-time location and prevents misuse of apps and phone functions.
- 3. Time Management:**
Encourages children to manage their time by using the phone for limited hours.children.
Let us know if you need more information or help during the setup process! 😊

Important Disclaimer for Clients

The **KidsSafe** app is designed **exclusively for legal use** as a **parental control tool** to help parents monitor and manage their children's device usage in a responsible and ethical way.

Key Points to Emphasize:

1. **Parental Control Tool** –

The app is built to help parents:

- Protect their children from harmful content and online dangers.
- Manage screen time and encourage healthy phone habits.
- Track their child's location for safety purposes (with their knowledge).

2. **Not a Spy App** –

This app is **not intended for secret monitoring or spying**. Children should be informed that the app is installed on their phone. It is built to foster **trust and communication** between parents and their children.

3. **Legal and Ethical Use** –

By purchasing and using the KidsSafe app, you agree to:

- Use it in compliance with local laws and regulations.
- Only monitor devices that you **own or have explicit permission to monitor**.
- Avoid any misuse of the app for unauthorized surveillance.

4. **Transparency with Children** –

We encourage parents to be transparent with their children about why KidsSafe is installed, explaining that it's for their safety and well-being, not to invade their privacy.

Important Notice:

Misusing this software for unauthorized surveillance can lead to **legal consequences**. It is intended strictly for **parental control** and **device management** purposes only.

By using KidsSafe responsibly, you can create a safer digital environment for your